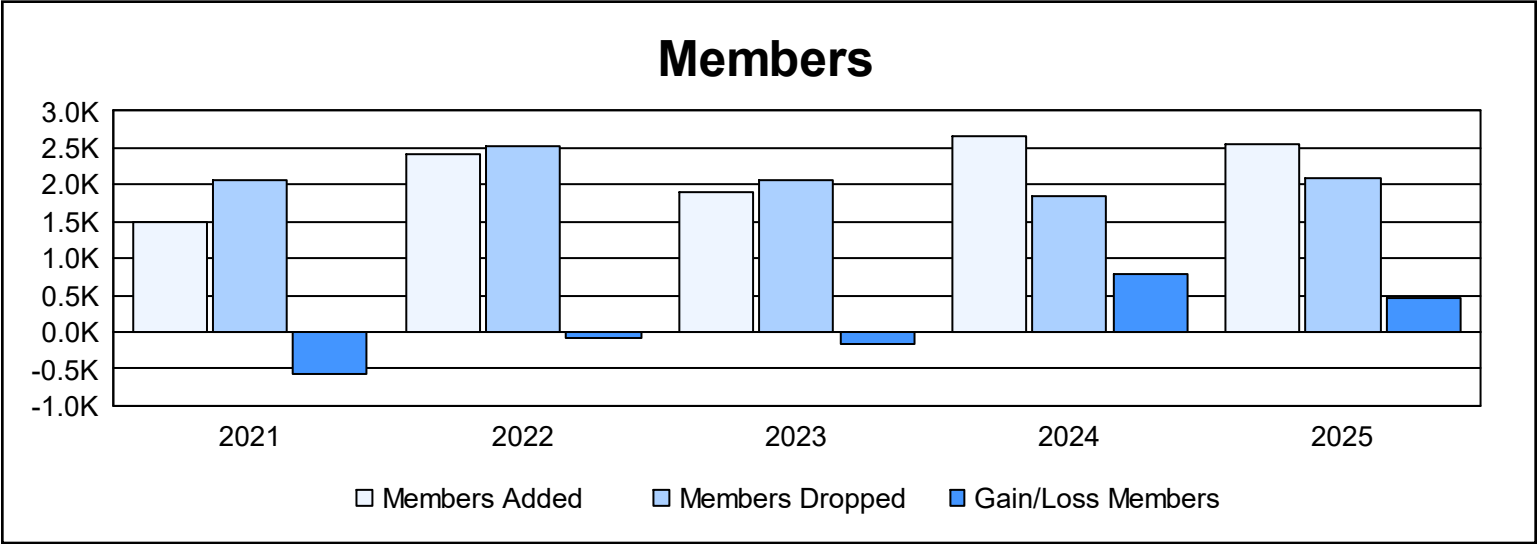
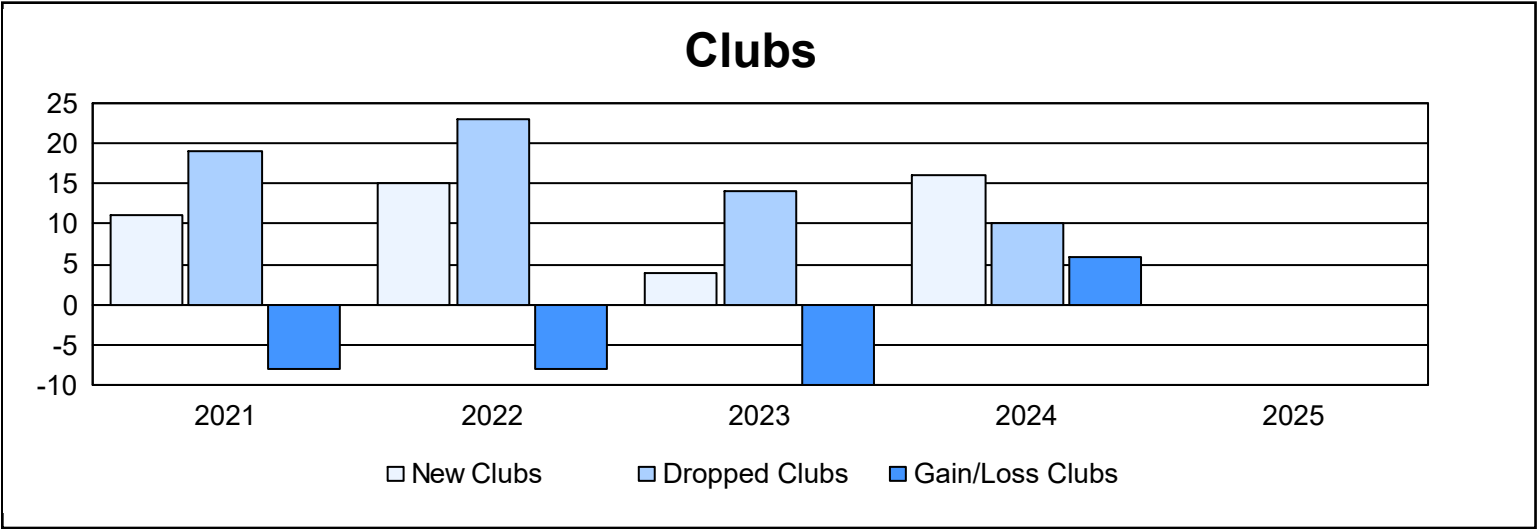
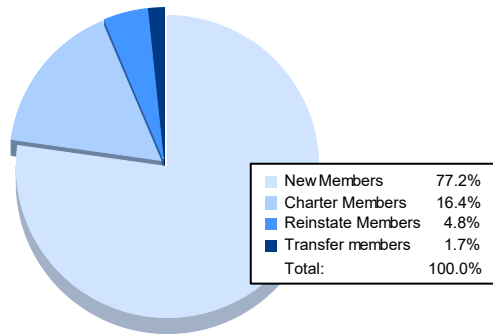


Year	New Clubs	Dropped Clubs	Gain/ Loss Clubs	New Members	Charter Members	Reinstate Members	Transfer Members	Total Member Added	Total Members Dropped	Gain/ Loss Members
2020-2021	11	19	-8	997	330	147	16	1,490	2,057	-567
2021-2022	15	23	-8	1,593	531	245	56	2,425	2,517	-92
2022-2023	4	14	-10	1,596	156	88	48	1,888	2,057	-169
2023-2024	16	10	6	1,939	501	120	90	2,650	1,857	793
2024-2025				1,977	420	122	43	2,562	2,103	459
Average	12	17	-5	1,620	388	144	51	2,203	2,118	85



Membership Composition June 2025 Cumulative



Gender Composition June 2025 Cumulative

